

Why doesn't my internet browser save my login details?

The internet browser you use may not save your email and password when you log in to HAT Footy Tipping (i.e. Cookies won't save the details). This can be a real pain having to re-enter these details every time you log in. More for a hassle for Aurora email, as they can be so long!

All you have to do is save this link below as a Favourite or Bookmark on your internet browser. Obviously you'll have to change the details (Username and Password) to your own.

<http://hatfooty tipping.net/Account/Login.cshhtml?Username=myemail@email.com.au&Password=mypassword>

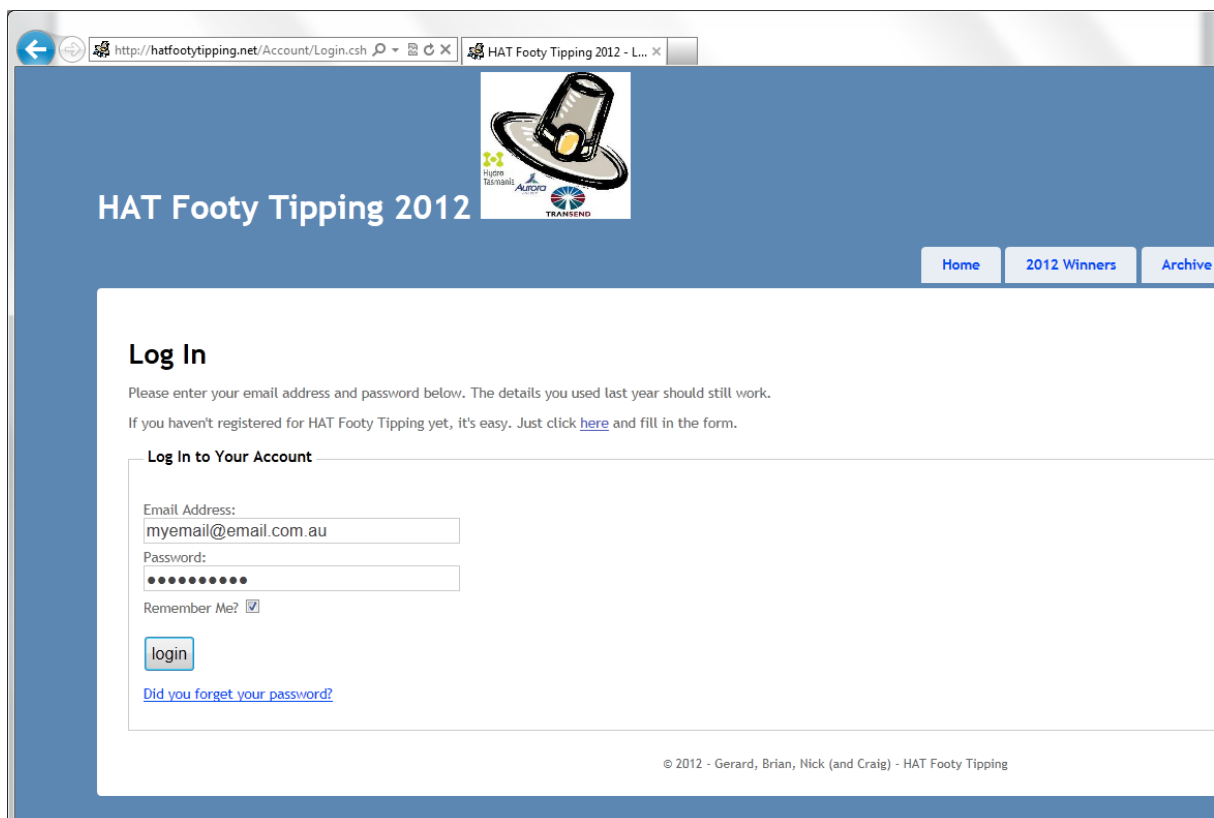
The downside is that anyone can login as you at your PC and your password is in plain text in the URL.

Here's how to do it with Internet Explorer:

Step 1: Click link:

<http://hatfooty tipping.net/Account/Login.cshhtml?Username=myemail@email.com.au&Password=mypassword>

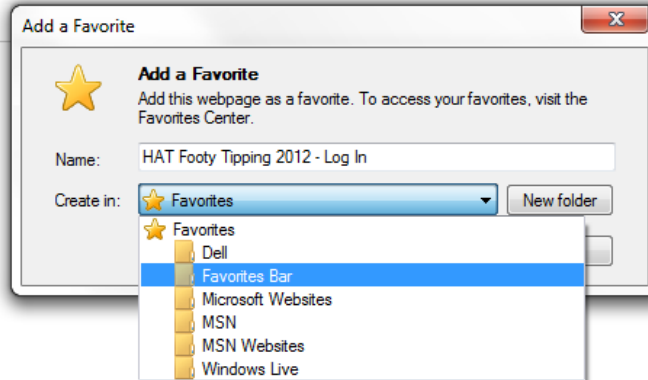
Internet Explorer will open with the link in the address bar:



Step 2: Add address to your Favourites:

ou used last year should still work.

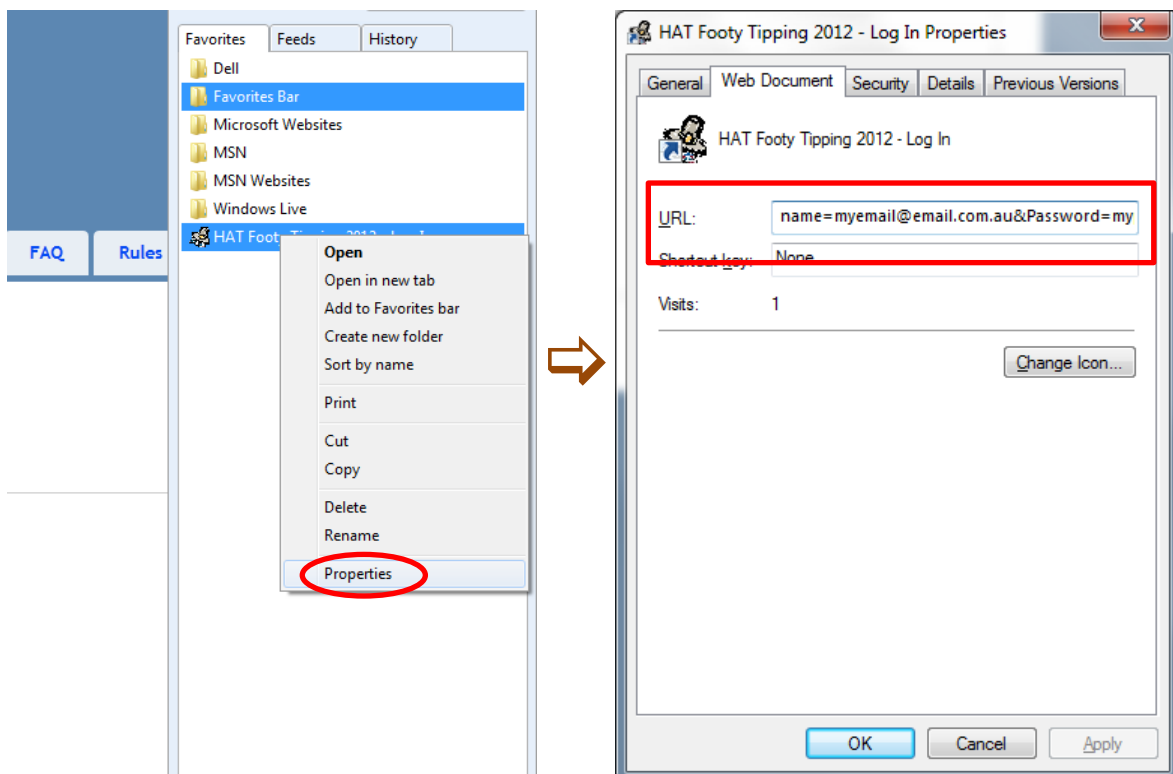
lick [here](#) and fill in the form.



© 2012 - Gerard, Brian, Nick (and Craig) - HAT Footy Tipping

- Change the *Name* to whatever you like
- Select where you want the link Created in
- Click *OK*

Step 3: Go to your Favourites in Internet Explorer and to the link you just added and *right mouse click* on it and select *Properties*:



Step 4: Change the Username and Password sections of the URL to your own

For example Sally Sameagain:

- Username: sally.sameagain@hatfootytipping.net
- Password: dejavu
- URL would be:
<http://hatfootytipping.net/Account/Login.cshtml?Username=sally.sameagain@hatfootytipping.net&Password=dejavu>

Step 5: Click OK.

So from now on when you click your Favourite it will automatically populate the Username and Password fields on the login page.